


Volume 1, Issue 1

Second marking period

January 27, 2009

Written by Lynette Brown



YORKSHIP ELEMENTARY SCHOOL

1251 Collings Ave., Camden, NJ 08104 * (856) 966-5110 phone * (856) 964-9650 fax <http://www.yorkshipelementary.org>

Technology News

Yorkship Unveils New Site

In the words of the late Sam Cooke, "Its been a long time coming..." but did you know a change has come?

In December 2008 the framework for Yorkship Elementary School's new site was launched. Our mascot is depicted as a friendly and playful lion basking in a tropical meadow with our school colors of navy blue and white filling the backdrop and highlighting the text featured in the header.

Check it regularly for upcoming events, recent photographs, or school events. Rely on it for school closing or early dismissal information.

Additionally, parents can communicate via e-mail

with instructional staff and administration. Be sure to make the most your individual classroom pages by posting homework/special projects, and links that reinforce foundational skills.

Encourage your students to frequent the site as well. Breakfast & lunch menus, school activities and the Bulletin Board areas may be of interest to them.

As a reminder the administrative log-in page can be accessed by going to <http://>

admin.yorkshipelementary.org. Your username is synonymous with your district email and as a default passwords have been set as Camden.

Throughout the school year if you become overwhelmed with other professional obligations and would still like to update your grade level or classroom page, contact Technical Support, create a ticket, describe what you'd like to have created/amended and Educational Networks will do it for you.



www.yorkshipelementary.org

B.E.S.T.

B.E.S.T. also known as Brilliant Educators Share Technology. As we strive to be the very BEST at providing resources to our students; I've designated a bulletin board in the computer lab, room 219, where teachers can share techno-

logical resources. I've posted six website that I have found to be useful. The sites I've selected are beneficial for students and/or instructional staff. If you would like to share your own educational sites please complete one of the

oversized blank "Post-Its." Please adhere to the format. Place the URL at the top with a brief synopsis.



Inside this issue:

A Secure Way to Save	2
Helpful Shortcuts	2
Tech Tuesdays	2
Reminders	2
Maintenance	2
Technology Integrators	3
Fave Five	3

Special points of interest:

- *OnCourse Live chat support available at <http://www.gotoassist.com/ph/oncoursystems>*

Technology Committee	3
Upcoming Events	4
Hungry for More	4

A Secure Way to Save

Afraid your classroom computer might die? Ever forget your flash drive at home when you really needed to access a document? Well fret not, the H drive is here to save the day. The H drive saves your work on the school's network hence your documents are available to you from any school computer.

Here's how to reach the H drive :

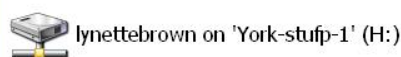
1. Be sure you are logged in under your name, not York-student. (When you click on Start you should see your name in the blue shaded portion just above icon for Internet Explorer.)



Preserve your documents in a secure and accessible location. Use your H drive.

2. Go to Start
3. Click on My Computer
4. Under Network Drives you should see your user name. Example:

Network Drives



Benefits of using the H drive

Your documents are:

- Secure
- Easily accessible/Centrally located
- Not easily corruptible

If your H drive doesn't appear under network drives please contact Ms. Brown, the Technology Coordinator.

Helpful Shortcuts

Do you have difficulty using the mouse? Or have you ever wished that you weren't so dependent on your mouse and thought you could work more efficiently by using the keyboard? It is sometimes quicker to accomplish tasks with simple keystrokes rather than by using your mouse.

When using products in the Microsoft Suite (Word, Publisher, PowerPoint)

Here are a few keyboard shortcuts to expedite the process:

Hold Control Key and A to **select All text**

To **bold** a portion of text highlight desired text hold Control Key and B

To **underline** a portion of text highlight desired text hold Control Key and U

To **center** text highlight desired text and hold Control and E

If you are at a loss for synonyms highlight a repetitious word and hold Control and F7 to activate the computer's Thesaurus.

For more shortcuts a 30 minutes training is available for download complete with audio by visiting Microsoft Office Online at <http://office.microsoft.com/training/training.aspx?AssetID=RC060786531033&pid=CH060831551033>

For a complete list of all short cuts visit: <http://support.microsoft.com/kb/290938>


Tech Tuesdays

If you desire to be more tech savvy join the Technology Mentoring Group. We meet every Tuesday during grade level prep periods. To maximize our time together bring your lesson plans so we can more effectively assist you in determining ways to integrate technology.

For upcoming afterschool sessions see page four.

Reminder...

If new students have enrolled in your classroom please be sure to provide them with Acceptable Use Policy forms to use the internet and an image release form to give to their parents so we'll have authorization to take and publish their images in print or on our new website. Additional copies can be printed from our website under the Parents section you'll see Release Forms.



Maintenance

In the interest of energy conservation and for the over all well being of your computer on Friday's please shut your computers down. Additionally please dust the monitor and sanitize the keyboard regularly.

Technology Integrators of the Marking Period

Instructional staff at Yorkship Elementary integrate technology on a daily basis when presenting, reinforcing or remediating lesson to students because we have a wealth of district initiatives like United Streaming, First In Math, Storytown, Read 180 etc. However there are a few teachers I would like to recognize for ways in which they have utilized technology this marking period:

For having her students complete a web

quest on Inventions, I'd like to acknowledge Ms. Cottle.

On December 15, 2008 Ms. Anderson



created glyphs, graphs, Venn diagrams comparing and contrasting the movie and

book versions of The Polar Express.

During the month of January Mr. Bartra used United Streaming to liven up lessons centered around character education, health and safety.

Lastly, I'd like to recognize the Ms. Y. Jenkins and her students for their Wild Animal Research projects and Ms. Fields and her students research projects on wild life organizations and their favorite animals.

Fave Five — Technology Resources

1. For **Professional Development**, I most highly recommend a recent district initiative www.pd360.com. PD360 allows district supervisors and the educational leaders of Yorkship School to recommend topics for all teachers in general. But the best part is, you too can be the captain of your professional development destiny. You can watch videos that interest you, initiate dialog with others who share your interests, or share videos via email with colleagues. Because PD360 is a web-based application it offers end users the convenience of working from home or school. Upon completing the reflection and follow up questions the time you've invested can be considered for professional development credit by the principal.



2. If you're looking for an innovative way to introduce, review or reinforce a skill I suggest using www.brainpop.com or www.brainpopjr.com. Brain Pop is geared towards students in grades 3-12. Brain Pop Jr. is for the emerging reader in grades 1-3. Each concept is presented by two animated characters. At the conclusion of each video segment comprehension is gauged through an assessment that can be printed or completed online. For

"the time you've invested can be considered for professional development credit"

younger children the tests are differentiated and there are multiple related activities that activate the use of multiple intelligences. For example when you scroll

over any text it is read aloud for the student. A bonus feature that appears in brain pop and junior is closed captioning so students can see the words they're hearing.



Reoccurring characters Tim & Moby appear in an episode starring Russell Simmons who encourages students to remind their parents to vote.

3. Do your **students use Venn diagrams**? Would you like to have your students complete them in a more neat fashion? Try www.readwritethink.org/materials/venn/.

FAVE FIVE continued on page 4

Technology Committee

The Technology Committee is comprised of four members. We meet monthly to discuss ways of integrating technology and meeting goals established by our educational leadership and in our Technology Plan. During the months of January and February we will be working toward completing a proposal for Kids Tech Day to be held in Trenton this April.

Members for the 2008-2009 school year include:

Catherine MacArthur
Technology Committee Chairperson
Art Teacher

Christopher Fischer
Grade Two Teacher

Haqqiullah Bey
Special Education Teacher Grades 3-5

Lynette Brown
Technology Coordinator

Tech. Coordinator



Ms. L. Brown

The Technology Coordinator for Yorkship Elementary School is Lynette Brown. She is located in the rear of the computer lab, room 219. She can be reached by phone at (856) 614-7599 or via email at

lynettebrown@camden.k12.nj.us.

Your feedback would be appreciated.

Fave Five — Continued...

Drag keywords to your desired locations. In order to minimize visual clutter, detailed descriptions that students might add remain concealed until you're ready to view them. In order to successfully run this page be sure you have a flash player installed.



stroyed or eaten by characters or objects.

Embrace this exciting typing experience at www.freetypinggame.net/play.asp

If you're interested in taking keyboarding to another level this site also has key-



boarding lessons, tests, and supplemental resources.

4. What do frogs, sailboats, meteors and Martians all have in common? They each are the subject of online **keyboarding** games that help students master home row basics to skillfully utilizing punctuation, numbers, and the shift key. Each game has beginning, intermediate and advanced levels. The objective is to accurately re-type letters and/or symbols that fly across the screen before they are de-

5. Looking for FREE professional development opportunities that are presented by vendors outside of the district? Consider taking courses online through the New Jersey Department of Education. They've created a professional development Virtual Academy called New Jersey Professional Education Port. Classes are hosted in conjunction with Rutgers Continuous Education. NJPEP can be found by visiting <http://www.state.nj.us/education/njpep/pd/onlinePD/>



index.html#March2009. At present most of the courses being presented through March are geared toward Language Arts Literacy however the course load is updated regularly. For more information or to request email alerts about new classes call at 609.292.9069 or email your corre-

Upcoming Events

Each session will be held in room 219 from 3:00-3:30pm

Topic: PowerPoint
February 10, 2009

Objectives:

- Acquiring custom designs
- Inserting Images & Hyperlinks
- Animating Text/Using Transitions
- Adding Comments on student work

Topics: Excel
February 17, 2009

Objectives:

1. Modifying attendance cards
 - Accessing header
 - Customizing borders
 - Alphabetizing
2. Creating Transforming Data into Graphs/Charts

Topic: Microsoft Word 2007
February 24, 2009

Objectives:

- Using Smart Art for prewriting
- Inserting charts
- Accessing the thesaurus/spell check
- Adding graphics
- Incorporating templates

If there are particular workshops you would like to see presented at some point this school year please utilize the contact information for Ms. Brown located on the bottom of page three.

Hungry for More?

If this publication hasn't quenched your educational technological thirst for knowledge check out these electronic technology journals:

International Forum on Information
Technology in Education

<http://www.aace.org/pubs/aacej/>

The Journal

<http://www.thejournal.com/>

Language Learning & Technology

<http://llt.msu.edu/>